



Summary Feedback

ST1 – ST4 Teaching Programme 2023

DKT FRCR 2B Viva – MSK (Pre-recorded - Session 17)

(11th May 2023)

Delivered By:

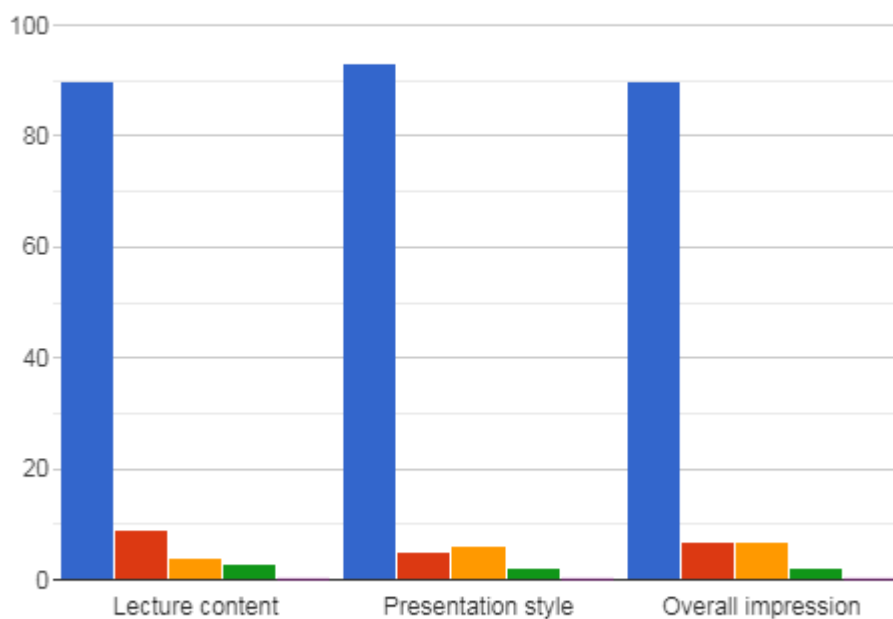
(Syed Babar Ajaz)

Summary Points:

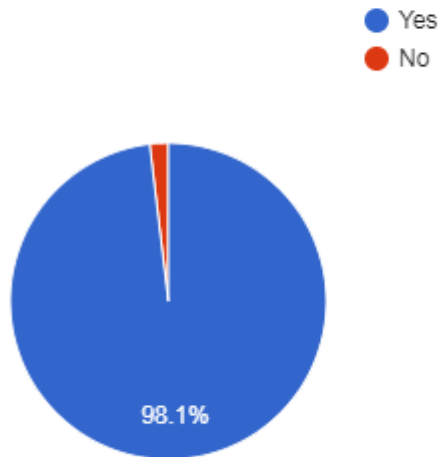
- ST1-ST4 teaching programme 2023 – Viva Session 17: 2 hours teaching time
- Total Attendees: 330 from 35 Countries (Algeria, Australia, Bahrain, Bangladesh, Canada, China, Dominica, Egypt, Hong Kong, India, Indonesia, Iraq, Ireland, Jamaica, Jordan, Kenya, Kuwait, Malaysia, Myanmar, Nepal, Nigeria, Oman, Pakistan, Qatar, Saudi Arabia, South Africa, Sri Lanka, Sudan, Türkiye, UAE, UK, Yemen, Zambia, Zimbabwe).
- Total feedback received from 106 participants

Please rate the following aspects of the session

Excellent Very good Good Satisfactory
Poor



Did you find it useful
106 responses



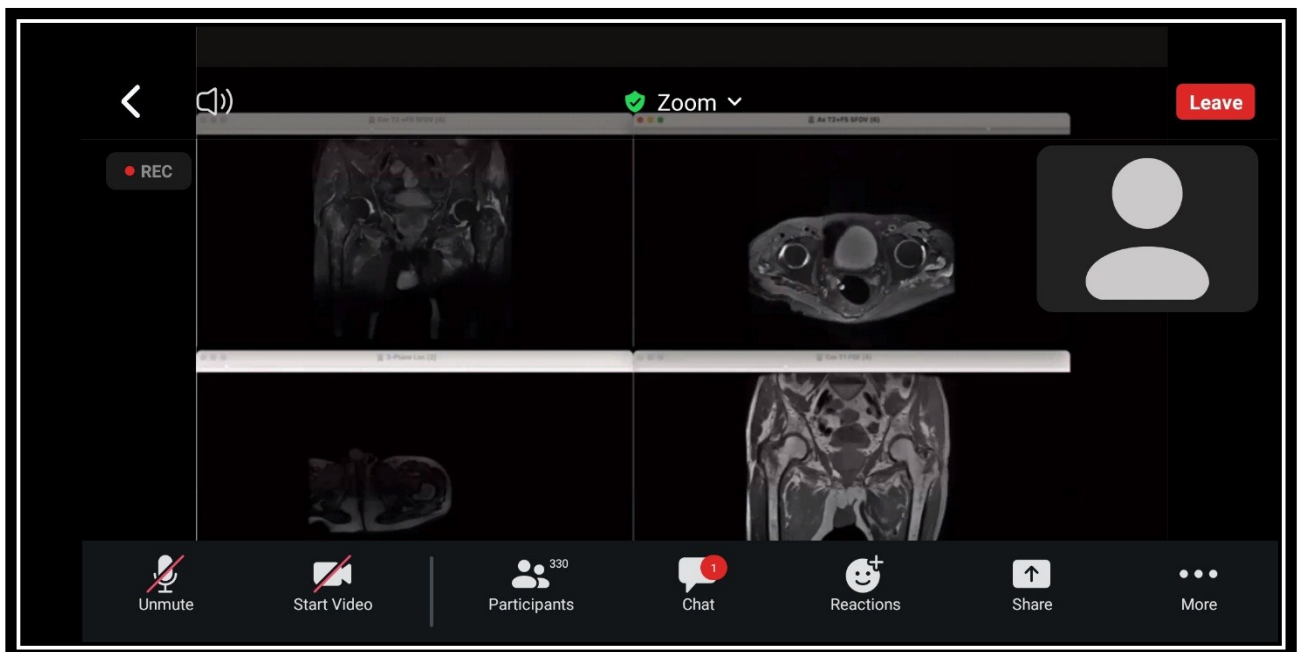
Testimonials

- Amazing cases & very nice organized way of explanation & interpretation (Egypt).
- Every aspect was valuable (UK).
- Dr. Babar's way of tackling film was amazing (Saudi Arabia).
- Great session! Learnt a lot (Saudi Arabia).
- Excellent (Pakistan).
- Great viva session (Malaysia).
- Great, thanks (UK).
- A1 (Pakistan).
- Excellent learning session (India).
- Explanation of the important things to look out for in MSK images was the most valuable (UK).
- The way of approach was awesome (Saudi Arabia).
- Amazing variety of MSK cases accompanied by detailed explanation of the findings on the various imaging modalities, particularly MRI was amazing (Saudi Arabia).
- Well covered day to day cases that confuse us a lot (Pakistan).
- "Stress fractures of the femur are common in femoral neck. medial has low impact, lateral is high stress. Anterior superior labral tears are common." This aspect was the most valuable (Zimbabwe).
- Systematic description of the cases, I found most interesting and useful (India).
- Fantastic (UK).
- Great teaching by Dr Babar! (UK).
- Very educative (Nigeria).
- "Good, Kindly explain MRI sequences, and tips to recognize which sequence is it" (Pakistan).
- This was much, much informative session (India).
- More sessions from Dr. Babar, please (UK).
- Tough cases with good explanation (UAE).
- I'm really impressed about this great session (Egypt).

FRCR 2B Practice Viva - MSK (Pre-recorded -Session 17)

- Discussion on challenging cases was valuable (Malaysia).
- Nice session (Pakistan).
- Great one (Pakistan).
- More such sessions. Great teacher (Kenya).
- Every aspect was useful (UK).
- Good (Egypt).
- The detailed explanation of anatomy and pathology of each case was amazing.
- Most of cases were interesting (Egypt).
- Choice of cases was great, detailed feedback which makes us be vary of consequences and words used to describe were amazing (UK).
- Useful (Oman).
- Perfect (Pakistan).
- All aspects were valuable.
- Good cases and learnt to approach (UK).
- Feedback and oriented analysis were great (Egypt).
- Valuable (Algeria).
- More than perfect.
- Cases discussed were amazing (UK).
- Good images (Kenya).
- Good cases and explanation (Sri Lanka).
- Range of cases was the most useful (UK).
- Every case was valuable (Pakistan).
- Impressive MSK cases, very nice (Saudi Arabia).
- The unusual cases were great (India).
- Great cases (UK).
- Very useful (Jordan).
- Approach to viva (Pakistan).
- Teaching points and cases were valuable (UAE).
- Interesting cases (Pakistan).
- Teaching points with each case were valuable (Pakistan).
- All aspects were best (Pakistan)
- The best part is that I had an opportunity to look at difficult cases.
- Nice cases (Pakistan).
- Excellent cases (India).
- Mock VIVA was useful (Hong Kong).
- All the cases were interesting (UK).
- Very good explanation of cases (Saudi Arabia).
- Excellent cases and discussion (Egypt).
- Review by the teacher was great (Nigeria).
- Excellent cases! (Kenya).
- All of it was useful (UAE).
- Excellent cases (UAE).
- Cases were amazing (Pakistan).

FRCR 2B Practice Viva - MSK (Pre-recorded -Session 17)



=====~~XX~~=====~~XX~~=====